

Cash America

PAWN LOANS

10526 Aurora Avenue N
Seattle, WA 98133



THE SPACE

Location	10526 Aurora Avenue N, Seattle, WA, 98133
County	King
APN	630000-0590
Square Feet	5800
Lease Type	NNN

HIGHLIGHTS

- Great freeway access
- Close proximity to Home Depot, Northwest Hospital, and Northgate Mall
- Zoned C1-40
- Retail with warehouse space
- Just north of N. Northgate Way



POPULATION

1 MILE	3 MILE	5 MILE
26,684	203,561	409,647



AVERAGE HOUSEHOLD INCOME

1 MILE	3 MILE	5 MILE
\$82,711	\$111,813	\$117,864



NUMBER OF HOUSEHOLDS

1 MILE	3 MILE	5 MILE
12,694	91,973	181,350

Site Description

TOTAL TENANTS	1
BUILDING SF	5,800
GLA (SF)	5,800
LAND SF	12,050
LAND ACRES	0.28
YEAR BUILT	1957
YEAR RENOVATED	1982
ZONING TYPE	C1-40
NUMBER OF STORIES	1
NUMBER OF BUILDINGS	1

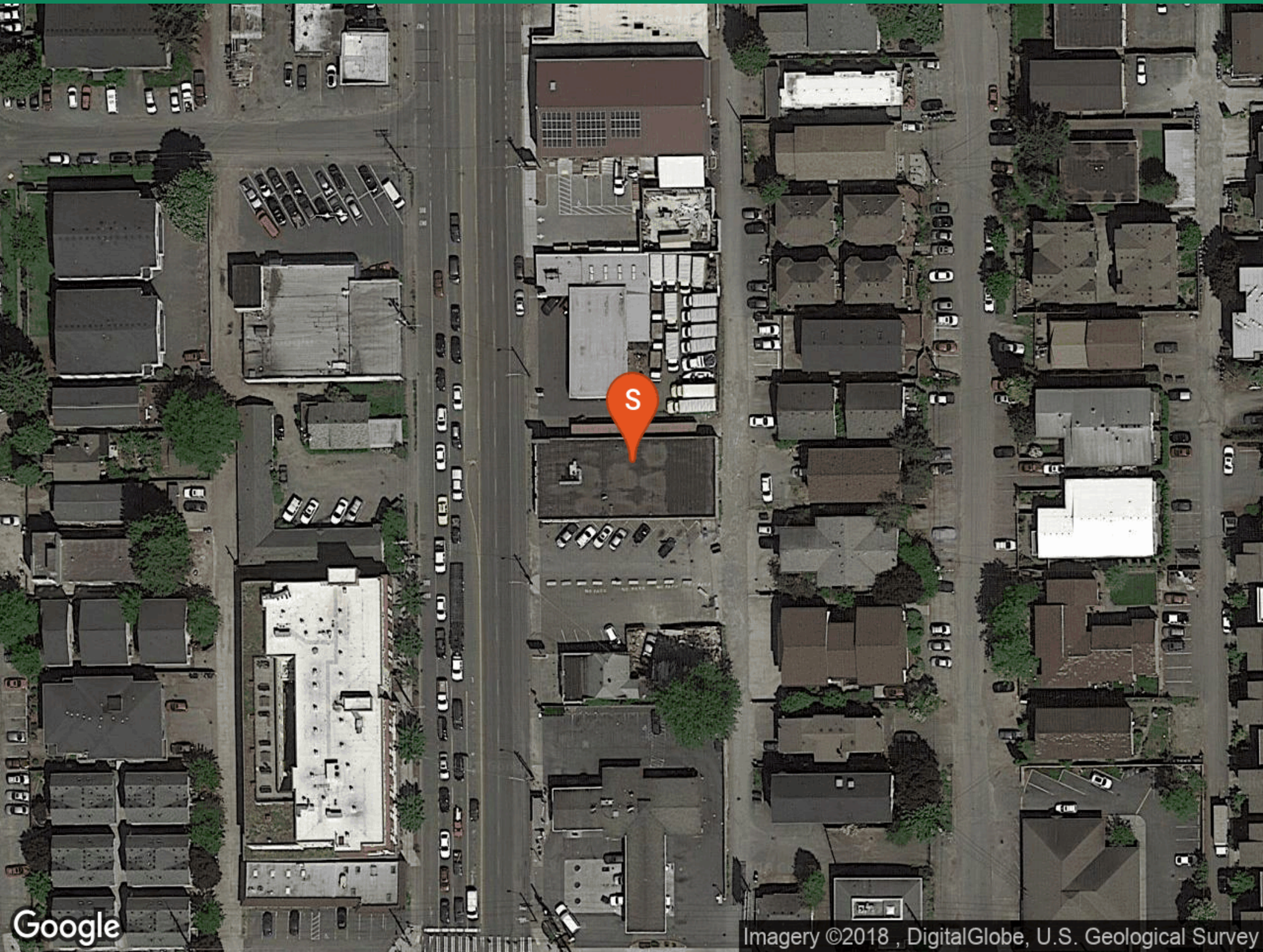
Great location and great visibility on busy Aurora Avenue North situated just north of N. Northgate Way. Property is 12,050 square feet with a 5,800 square foot building currently zoned C1-40. The building is currently configured with retail in the front and warehouse in the back. Property has 8 on-site parking spaces with right turn ingress/egress only. Close proximity to Home Depot, Northwest Hospital, Northgate Mall and I-5 access. Property is currently leased out through August 2019.

Locator Map



Regional Map



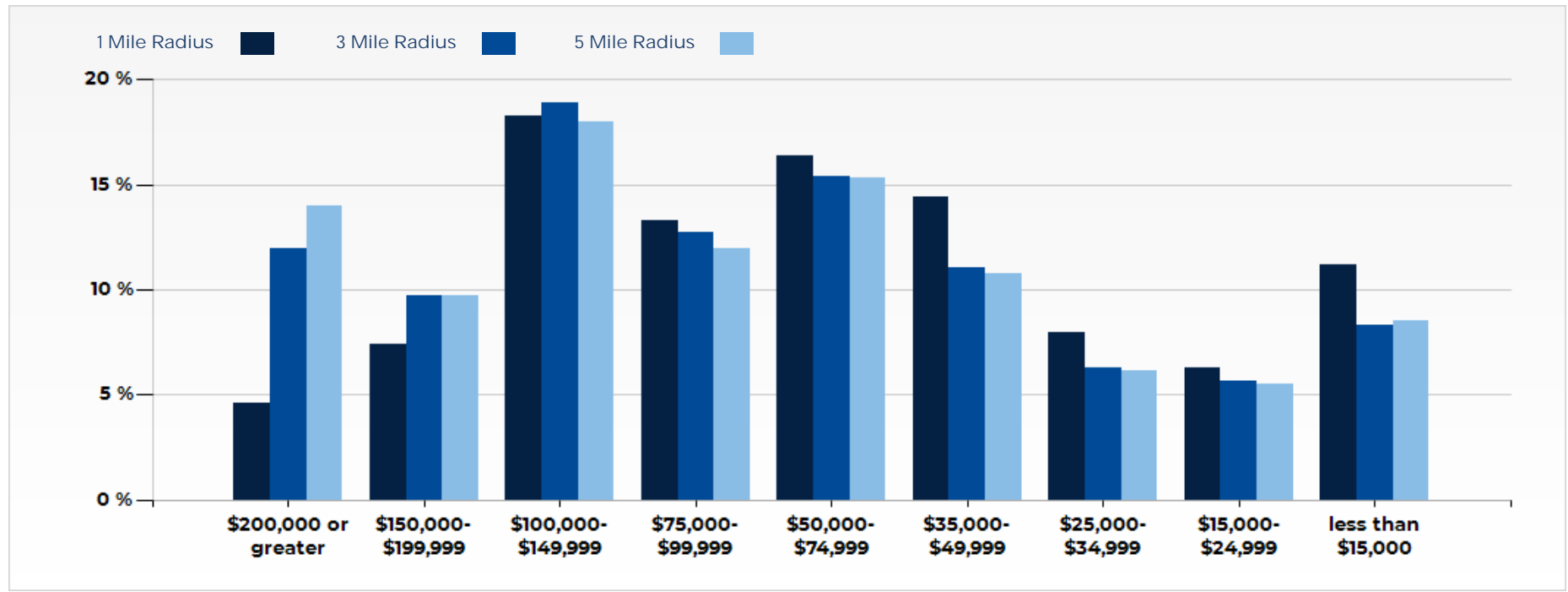


POPULATION	1 MILE	3 MILE	5 MILE
2000 Population	21,767	169,895	340,470
2010 Population	23,296	181,537	361,897
2017 Population	26,684	203,561	409,647
2022 Population	28,918	217,856	439,016
2017 African American	1,945	9,863	15,945
2017 American Indian	285	1,546	2,624
2017 Asian	4,433	26,572	57,771
2017 Hispanic	2,737	14,474	25,921
2017 White	16,905	147,549	299,581
2017 Other Race	1,208	5,207	8,485
2017 Multiracial	1,762	12,104	23,928
2017-2022: Population: Growth Rate	8.10 %	6.85 %	6.95 %

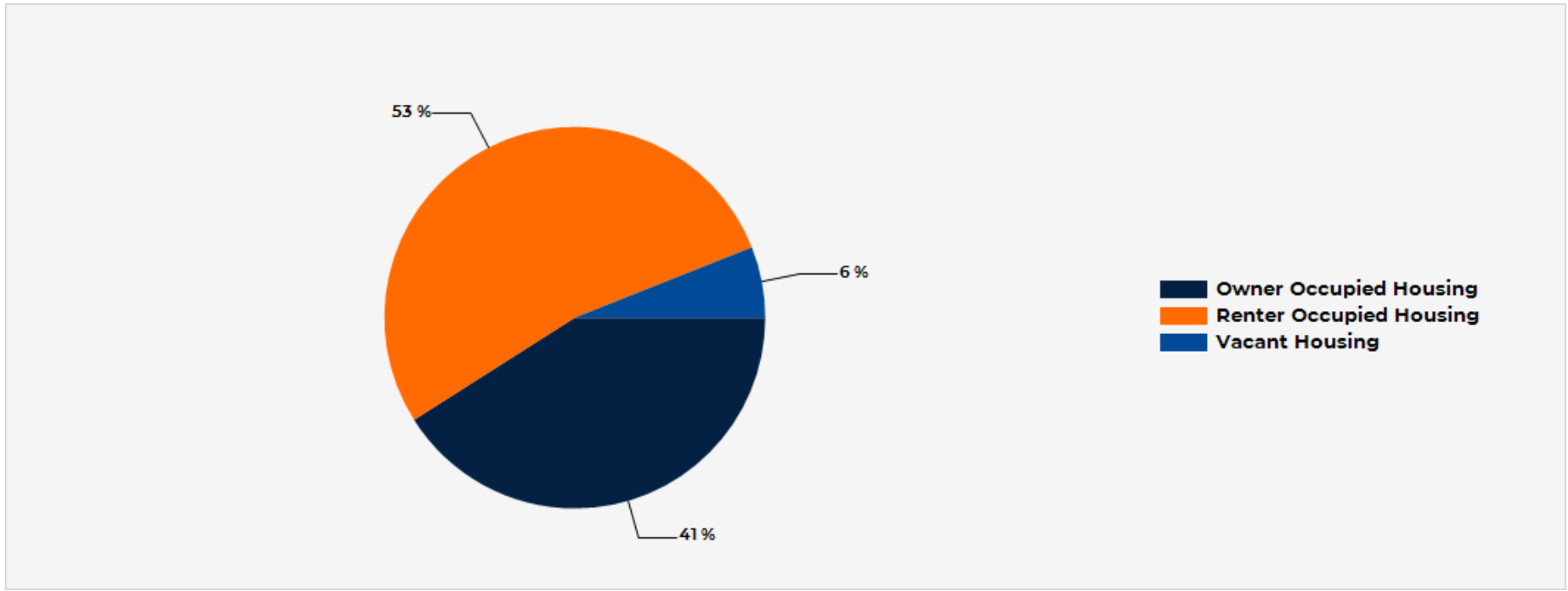
2017 HOUSEHOLD INCOME	1 MILE	3 MILE	5 MILE
less than \$15,000	1,423	7,661	15,505
\$15,000-\$24,999	803	5,215	9,997
\$25,000-\$34,999	1,016	5,755	11,118
\$35,000-\$49,999	1,833	10,138	19,531
\$50,000-\$74,999	2,081	14,155	27,849
\$75,000-\$99,999	1,685	11,737	21,703
\$100,000-\$149,999	2,321	17,356	32,667
\$150,000-\$199,999	942	8,954	17,578
\$200,000 or greater	589	11,002	25,400
Median HH Income	\$63,060	\$80,262	\$81,328
Average HH Income	\$82,711	\$111,813	\$117,864

HOUSEHOLDS	1 MILE	3 MILE	5 MILE
2000 Total Housing	11,055	80,473	158,287
2010 Total Households	11,255	82,810	162,118
2017 Total Households	12,694	91,973	181,350
2022 Total Households	13,628	97,964	193,995
2017 Average Household Size	2.08	2.19	2.16
2000 Owner Occupied Housing	4,492	43,286	83,175
2000 Renter Occupied Housing	6,135	34,681	69,759
2017 Owner Occupied Housing	5,517	48,431	92,912
2017 Renter Occupied Housing	7,177	43,542	88,438
2017 Vacant Housing	763	4,968	10,448
2017 Total Housing	13,457	96,941	191,798
2022 Owner Occupied Housing	6,083	52,186	100,185
2022 Renter Occupied Housing	7,545	45,778	93,810
2022 Vacant Housing	775	4,890	10,234
2022 Total Housing	14,403	102,854	204,229
2017-2022: Households: Growth Rate	7.15 %	6.35 %	6.80 %

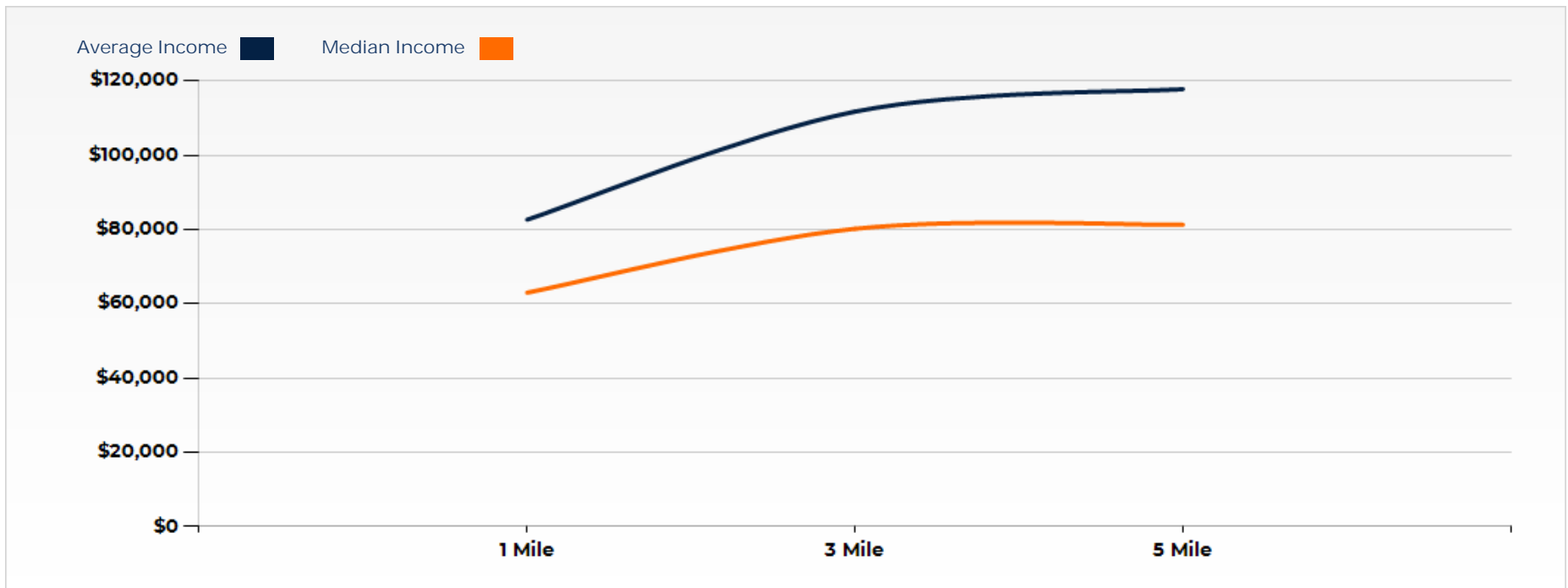
2017 Household Income



2017 Household Occupancy - 1 Mile Radius



2017 Household Income Average and Median



CONFIDENTIALITY and DISCLAIMER

The information contained in the following offering memorandum is proprietary and strictly confidential. It is intended to be reviewed only by the party receiving it from Seattle Commercial Real Estate and it should not be made available to any other person or entity without the written consent of Seattle Commercial Real Estate.

By taking possession of and reviewing the information contained herein the recipient agrees to hold and treat all such information in the strictest confidence. The recipient further agrees that recipient will not photocopy or duplicate any part of the offering memorandum. If you have no interest in the subject property, please promptly return this offering memorandum to Seattle Commercial Real Estate. This offering memorandum has been prepared to provide summary, unverified financial and physical information to prospective purchasers, and to establish only a preliminary level of interest in the subject property.

The information contained herein is not a substitute for a thorough due diligence investigation. Seattle Commercial Real Estate has not made any investigation, and makes no warranty or representation with respect to the income or expenses for the subject property, the future projected financial performance of the property, the size and square footage of the property and improvements, the presence of absence of contaminating substances, PCBs or asbestos, the compliance with local, state and federal regulations, the physical condition of the improvements thereon, or financial condition or business prospects of any tenant, or any tenant's plans or intentions to continue its occupancy of the subject property.

The information contained in this offering memorandum has been obtained from sources we believe reliable; however, Seattle Commercial Real Estate has not verified, and will not verify, any of the information contained herein, nor has Seattle Commercial Real Estate conducted any investigation regarding these matters and makes no warranty or representation whatsoever regarding the accuracy or completeness of the information provided. All potential buyers must take appropriate measures to verify all of the information set forth herein. Prospective buyers shall be responsible for their costs and expenses of investigating the subject property.

Exclusively Marketed by:

Tricia Leonard
Real Estate Broker
206-625-6941
License # 110366
tricia@commbrokerage.com

Jack B. Richlen
Designated Broker
206-551-6699
License # 13586
Jack@commbrokerage.com

